

S0040-4039(96)00358-9

Enantioselective Addition of Organocerium Reagents to Aldehydes - Effects of TADDOL Ligand Structure

Nicholas Greeves* and J. Elizabeth Pease

Robert Robinson Laboratories, Department of Chemistry, University of Liverpool, P.O. Box 147, Liverpool, L69 3BX, U.K.

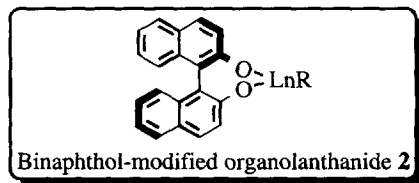
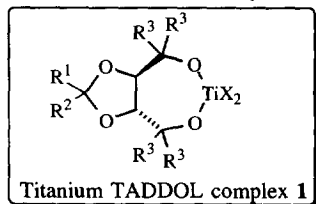
Martin C. Bowden and Stephen M. Brown

Zeneca F.C.M.O., P.O. Box A38, Huddersfield, HD2 1FF, U.K.

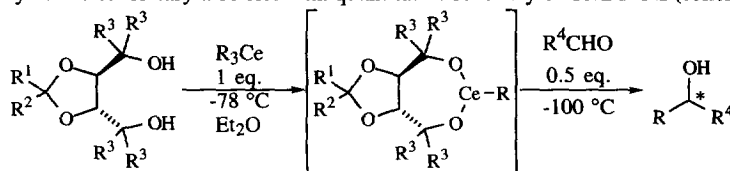
Abstract: A range of TADDOL organocerium reagents have been prepared and the effect of TADDOL structure on their enantioselective addition to aldehydes has been studied.
 Copyright © 1996 Elsevier Science Ltd

TADDOLs ($\alpha, \alpha, \alpha', \alpha'$ -tetraaryl-1,3-dioxolan-4,5-dimethanols) have been successfully used as chiral auxiliaries for a variety of synthetic organic transformations. Titanium complexes (**1**) have been used for stoichiometric¹⁻⁴ and catalytic^{5,6} nucleophilic additions to carbonyls, for Lewis acid facilitated [2+2]⁷ and [4+2]⁸⁻¹¹ cycloadditions, for asymmetric hydrocyanation of aldehydes,¹² and recently for conjugate additions.^{13,14} TADDOLs have also been shown to form clathrates with a wide variety of organic compounds. They have also been used as chiral solvating agents in NMR spectroscopy¹⁵ and for the resolution of racemates.¹⁶ Their solid state structure¹⁷ and mechanism of enantioselective reaction of other organometallic reagents with aldehydes have also been studied.¹⁸

Organometallic reagents derived from titanium² and zinc^{19,20} with a variety of chiral auxiliaries have been utilised to carry out asymmetric additions to carbonyl compounds with high enantioselectivity. However these methods can be restricted by the range of alkyl groups that can be transferred.



Cerium reagents have found widespread application in organic synthesis,²¹ their reduced basicity and high Lewis acidity often promoting clean addition to carbonyl compounds.²² We have recently reported the first use of homochiral binaphthol-modified organolanthanide (Ln = Ce, Yb) reagents (**2**) in the enantioselective addition of alkyl groups to aldehydes.²³ In this letter we wish to report the use of TADDOL organocerium reagents in enantioselective additions to aldehydes and the effect of varying the TADDOL structure. The reagents were prepared by reaction of the TADDOL with trialkylcerium at -78 °C in ether. The TADDOL organocerium species formed *in situ* then reacted at -100 °C with 0.5 equiv. of aldehyde added over one hour, to produce optically active secondary alcohols with quantitative recovery of TADDOL (scheme 1).



Scheme 1. Formation and Reaction of TADDOL Organocerium Reagent.

We selected benzaldehyde and cyclohexanecarboxaldehyde to study as these are representative examples of aromatic and aliphatic aldehydes and the results for *n*-butyl group addition are shown in Table 1.

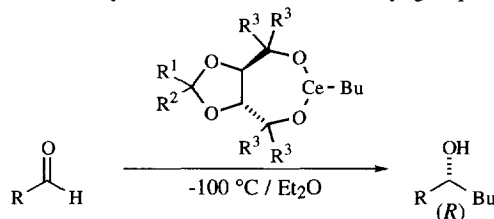


Table 1. Reaction of TADDOL Butylcerium Reagent with Benzaldehyde (R = Ph) and Cyclohexanecarboxaldehyde (R = C₆H₁₁).

Entry	R	R ¹	R ²	R ³	TADDOL	C ₁ /C ₂	Yield/%	ee ^a /%	ref.
1	Ph	Me	Me	Ph	1	C ₂	66	66	1
2	Ph	Me	Me	3,5-dimethylPh	2	C ₂	60	21	
3	Ph	Et	Et	Ph	3	C ₂	51	36	
4	Ph	Et	Et	3,5-dimethylPh	4	C ₂	80	18	25
5	Ph	^t Bu	H	Ph	5	C ₁	81	39	17
6	Ph	-(CH ₂) ₅ -		Ph	6	C ₂	55	37	17
7	Ph	Me	Me	Me	7	C ₂	57	21	1
8	Ph	Ph	H	Ph	8	C ₁	67	20	15
9	C ₆ H ₁₁	Me	Me	Ph	1	C ₂	65	70	1
10	C ₆ H ₁₁	Me	Me	3,5-dimethylPh	2	C ₂	59	20	
11	C ₆ H ₁₁	Et	Et	Ph	3	C ₂	35 ^b	47	
12	C ₆ H ₁₁	Et	Et	3,5-dimethylPh	4	C ₂	16 ^b	19	25
13	C ₆ H ₁₁	-(CH ₂) ₅ -		Ph	6	C ₂	52	52	17
14	C ₆ H ₁₁	Ph	H	Ph	8	C ₁	71	35	15
15	C ₆ H ₁₁	^t Bu	H	Ph	5	C ₁	71	32	17
16	C ₆ H ₁₁	Me	Me	Me	7	C ₂	66	18	1

^a (*R*)- enantiomer, ee determined by g.c. analysis of Mosher's ester. ^b Lower yields may be due to volatile nature of alcohols.

As expected, the structure of the TADDOL had a significant effect on the enantioselectivity of the reaction. This is exemplified by a comparison of TADDOLs 1 and 4. TADDOL 1 produced the alcohols in 66% ee and 70% ee for benzaldehyde and cyclohexanecarboxaldehyde respectively (entries 1 & 9), whereas TADDOL 4 only produced 18% ee and 19% ee for the aromatic and aliphatic aldehydes respectively (entries 4 & 12). Although the relationship between structure and enantioselectivity is not clear, certain features of the TADDOL ligand seem to be responsible for the extent of enantioselection. In general, C₂ symmetric TADDOLs produced higher enantioselectivities than those with no symmetry (C₁); TADDOL 1, a C₂ symmetric TADDOL produced the highest ee with both aldehydes (entries 1 & 9), whereas TADDOL 8, a C₁ TADDOL which is otherwise very similar in structure, produced low enantioselectivities in both cases (entries 8 & 14).

The acetal backbone is extremely important even though it is remote from the metal in the reagent. Non-aromatic substituents induced higher selectivity for example TADDOL 5 (R¹ = ^tbutyl) produced 39% ee with benzaldehyde (entry 5), whereas TADDOL 8 (R¹ = Ph) produced only 20% ee (entry 8). The size of the aliphatic substituent was also crucial. With both R³ = phenyl and R³ = 3,5-dimethylphenyl, the dimethyl acetal

backbone, TADDOLs 1 & 2, respectively produced higher enantioselectivities than the diethyl acetal backbone, TADDOLs 3 & 4, respectively for both aldehydes.

The steric size of R³ affected the outcome of the reactions and there appears to be an optimum size which is neither too large nor too small. Although TADDOL 7 (R³ = Me) is both C₂ symmetric and has a non-aromatic acetal backbone it produced low selectivity 21% ee for benzaldehyde (entry 7) and 18% ee for cyclohexanecarboxaldehyde (entry 16), probably due to the lack of steric crowding about the hydroxyl groups. However, increasing the steric demands by substituting R³ = 3,5-dimethylphenyl instead of phenyl also reduced the selectivity of the reaction with the dimethyl acetal. This was evident for benzaldehyde TADDOL 1 66% ee versus TADDOL 2 21% ee for benzaldehyde (entries 1 & 2), and for cyclohexanecarboxaldehyde, 70% ee versus 20% ee respectively (entries 9 & 10).

We also chose to study phenyl addition to cyclohexanecarboxaldehyde as this nucleophile had shown interesting results in our previous diastereoselective additions to cyclohexanones.²⁴ The results are shown in Table 2.

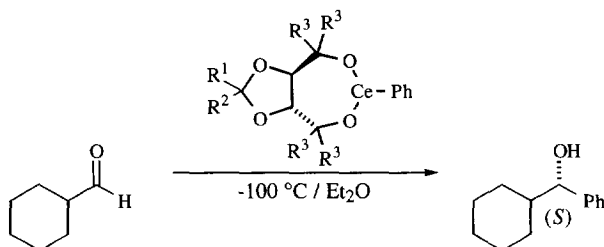


Table 2. Reaction of TADDOL Phenylcerium Reagent with Cyclohexanecarboxaldehyde.

Entry	R ¹	R ²	R ³	TADDOL	C ₁ /C ₂	Yield/%	ee ^a /%	ref.
1	Me	Me	Ph	1	C ₂	88	32	1
2	Me	Me	3,5-dimethylPh	2	C ₂	92	33	
3	Et	Et	Ph	3	C ₂	61	25	
4	Et	Et	3,5-dimethylPh	4	C ₂	91	40	25
5	^t Bu	H	Ph	5	C ₁	90	11	17
6	-(CH ₂) ₅ -		Ph	6	C ₂	94	19	17
7	Me	Me	Me	7	C ₂	36	16	1
8	Ph	H	Ph	8	C ₁	96	14	15

^a (S)- enantiomer, ee determined by g.c. analysis of Mosher's ester.

The effect of the TADDOL structure on enantioselectivity for butyl addition to both aldehydes was different to that for phenyl addition. TADDOL 4 produced the highest enantioselectivity at 40% ee (entry 4) whereas for butyl addition, TADDOL 1 produced the highest ee. The highest enantioselectivity for phenyl addition is lower than that for the corresponding butyl addition to cyclohexanecarboxaldehyde 40% ee (Table 2 entry 4) versus 70% ee (Table 1 entry 9) respectively, even though phenyl is a larger nucleophile and hence might be expected to produce a larger ee. This may be due to the flat board like structure of phenyl allowing attack along a less hindered trajectory.²⁴ For phenyl addition the TADDOL with R³ = 3,5-dimethylphenyl produced higher selectivity than when R³ = Ph, with the diethyl acetal TADDOLs 4 & 3 producing enantioselectivities of 40% ee versus 25% ee respectively (entry 4 versus 3). This may be due to the ability of the TADDOL to form a transition state with the phenyl nucleophile in which π -stacking occurs or may be due to steric interactions. Corey has used this TADDOL for Diels-Alder reactions proposing a favoured transition state where a stacking arrangement occurs *via* π -interactions, and hence inducing high selectivity.²⁵

In summary, we have shown that the TADDOL structure has a large effect on enantioselectivity. In general it appears that C_2 symmetric TADDOLs ($R^1 = R^2$) produce higher selectivity than C_1 and that a non-aromatic acetal backbone ($R^1, R^2 \neq Ph$) is advantageous. The steric crowding around the hydroxyl groups (R^3) plays an important part and for phenyl addition the electronic nature of the group may also be important. As yet, no detailed explanation for the effect the different TADDOL structures have on enantioselectivity has been found but further investigations with different TADDOLs are underway to advance our understanding.

General Procedure: Cerium (III) chloride ($CeCl_3 \cdot 7H_2O$) (2 mmol) was placed in a 50 ml Schlenk flask with a stirrer bar. The flask was placed in an oil bath and heated *in vacuo* to 135-140 °C/0.5 mmHg for 2 hours. While the flask was still hot, argon was introduced. The flask was cooled in an ice bath and dry diethyl ether (10 ml) was introduced *via* a syringe. The flask was then placed in an ultrasonic bath (Camlab transonic T460/H) for 1 hour or the suspension was stirred overnight at room temperature. The resulting white slurry was cooled to -78 °C, the organolithium (5.6 mmol) was added dropwise *via* syringe. After 1 hour, TADDOL (2 mmol) in dry diethyl ether (10-15 ml, dissolved by sonication) was added dropwise *via* syringe and the suspension was stirred for a further hour at -78 °C before being cooled to -100 °C. The aldehyde (0.8 mmol) in dry diethyl ether (3 ml) was added over 1 hour using a syringe pump. The mixture was stirred at -100 °C for a further 2 hours and was quenched with saturated ammonium chloride solution (10 ml) and extracted with diethyl ether. The combined organic extracts were dried over $MgSO_4$ and concentrated to yield an oil which was distilled under reduced pressure (Kugelrohr) to isolate the alcohols from the TADDOL (which was recovered unchanged and reused after recrystallisation).

Acknowledgements. We are grateful to EPSRC and Zeneca FCMO, Huddersfield for financial support (CASE award to JEP).

References

- Seebach, D.; Beck, A. K.; Imwinkelried, R.; Roggo, S.; Wonnacott, A. *Helv. Chim. Acta* **1987**, *70*, 954-974.
- Duthaler, R. O.; Hafner, A. *Chem. Rev.* **1992**, *92*, 807-832.
- Weber, B.; Seebach, D. *Tetrahedron* **1994**, *50*, 6117-6128.
- Weber, B.; Seebach, D. *Angew. Chem. Int. Ed. Engl.* **1992**, *31*, 84-86.
- Schmidt, B.; Seebach, D. *Angew. Chem. Int. Ed. Engl.* **1991**, *30*, 99-101.
- Schmidt, B.; Seebach, D. *Angew. Chem. Int. Ed. Engl.* **1991**, *30*, 1321-1323.
- Narasaka, K.; Hayashi, Y.; Shimadzu, H.; Niihata, S. *J. Am. Chem. Soc.* **1992**, *114*, 8869-8885.
- Narasaka, K.; Iwasawa, N.; Inoue, M.; Yamada, T.; Nakashima, M.; Sugimori, J. *J. Am. Chem. Soc.* **1989**, *111*, 5340-5345.
- Haase, C.; Sarko, C. R.; Dimare, M. *J. Org. Chem.* **1995**, *60*, 1777-1787.
- Gothelf, K. V.; Jorgensen, K. A. *J. Org. Chem.* **1995**, *60*, 6847-6851.
- Seebach, D.; Dahinden, R.; Marti, R. E.; Beck, A. K.; Plattner, D. A.; Kuhnle, N. M. *J. Org. Chem.* **1995**, *60*, 1788-1799.
- Minamikawa, H.; Hayakawa, S.; Yamada, T.; Iwasawa, N.; Narasaka, K. *Bull. Chem. Soc. Japan* **1988**, *61*, 4379-4383.
- Bernardi, A.; Karamfilova, K.; Boschin, G.; Scolastico, C. *Tetrahedron Lett.* **1995**, *36*, 1363-1364.
- Schafer, H.; Seebach, D. *Tetrahedron* **1995**, *51*, 2305-2324.
- Bussche-Hünnefeld, C. V.; Beck, A. K.; Lengweiler, U.; Seebach, D. *Helv. Chim. Acta* **1992**, *75*, 438-441.
- Kaupp, G. *Angew. Chem. Int. Ed. Engl.* **1994**, *33*, 728-729.
- Beck, A. K.; Bastani, B.; Plattner, D. A.; Petter, W.; Seebach, D.; Braunschweiger, H.; Gysi, P.; La Vecchia, L. *Chimia* **1991**, *45*, 238-244.
- Seebach, D.; Plattner, D. A.; Beck, A. K.; Wang, Y. M.; Hunziker, D.; Petter, W. *Helv. Chim. Acta* **1992**, *75*, 2171-2209.
- Seebach, D.; Beck, A. K.; Schmidt, B.; Wang, Y. M. *Tetrahedron* **1994**, *50*, 4363-4384.
- Soai, K.; Niwa, S. *Chem. Rev.* **1992**, *92*, 833-856.
- Molander, G. A. *Chem. Rev.* **1992**, *92*, 29-68.
- Imamoto, T. *Pure Appl. Chem.* **1990**, *62*, 747-752.
- Chibale, K.; Greeves, N.; Lyford, L.; Pease, J. E. *Tetrahedron: Asymmetry* **1993**, *4*, 2407-2410.
- Greeves, N.; Lyford, L.; Pease, J. E. *Tetrahedron Lett.* **1994**, *35*, 285-288.
- Corey, E. J.; Matsumura, Y. *Tetrahedron Lett.* **1991**, *32*, 6289-6292.

(Received in UK 29 January 1996; revised 21 February 1996; accepted 23 February 1996)